


NEW GENERATION FIRE & SMOKE CURTAINS



FD3-SD3



- ▶ **Uses less space than traditional fire shutters**
- ▶ **Cost effective**
- ▶ **Incorporates the latest technology**

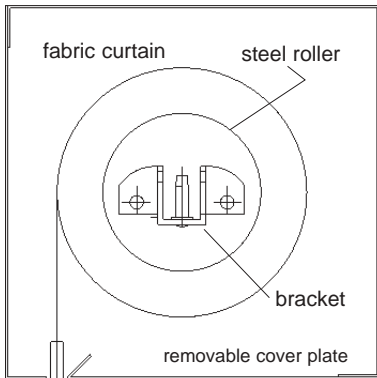

FIRE & SMOKE CURTAIN SYSTEMS

The FD3 Fire Curtain System

Uses less space than traditional fire shutters

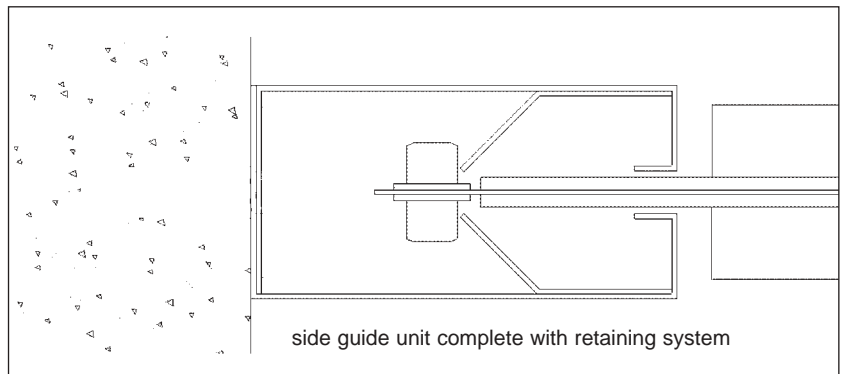
The FD3 Automatic Fire Curtain is fully certified to **BS: 476 Part 22**, the entire system has a rating of 270 minutes (4 1/2 hours) at 1000°C.

FD3 incorporates the latest technology to allow gravity fail safe operation and also eradicates the need for limit switches. The integral tubular motor and the motor control circuit together provide a current limiting facility for the upper curtain position and back EMF generation for the controlled fail safe descent under gravity. BLE are licenced to **BS EN ISO 9001** under certificate no. FM 12588.



Single head box - 180mm high x 180mm wide
Mild steel bottom bar - 42mm wide

mild steel "T" bar



Improved fire and smoke management

Fire curtain systems require side guides to provide a seal between the curtain fabric & the structure of the building. A fire will cause either positive or negative pressures, these pressures can cause a curtain to act like a sail and pull the curtain fabric out of the side guides. BLE have introduced a fabric retaining system to prevent this occurring. The side guides are manufactured from 18 s.w.g galvanised steel. Powder coating is available as an optional extra. Unit dimensions 100 mm D x 50 mm W.

Fire curtains up to 6.0m can be manufactured from a single span roller, widths above 6.0m will be manufactured from multiple rollers with a 600mm overlap & a common bottom bar.

The head box is manufactured from 18 s.w.g galvanised steel, the box can be powder coated to any standard RAL finish.

The bottom bar is manufactured from mild steel angle with an overall dimension of 42mm. The "T" bar can be powder coated to any standard RAL finish.



The SD3 Smoke Curtain System

SD3 smoke curtains are totally gravity fail safe and incorporate the latest in electronic technology. As a result SD3 is one of the most advanced yet cost effective systems on the market. Limit switch control has been replaced with current limiting systems to determine the upper position of the curtain and a motor generated back EMF facility ensures a controlled descent of the curtain even in the event of total power failure.

Our curtain fabric has a Panama weave which offers a more even surface and allows a tighter interlacing of the fabric edges. The tensile strength of Panama weave fabric is 10% greater than other fabrics due to the constant thread tension.

BLE has, for a number of years, been at the leading edge of smoke & fire curtain technology providing our customers with innovative and cost effective solutions to overcome the problems associated with Smoke and Fire control. All our manufacturing processes and Quality Control procedures meet the full requirements of BS EN ISO 9001:1994 and products are designed and manufactured in full compliance with the appropriate BS, UK and European regulations.

The BLE Smoke & Fire Curtain Division, operating world wide, has provided products and services to clients within the defence, commercial, industrial, retail, leisure, petrochemical and financial markets, a selection of which is enclosed.

The design and manufacture is all carried out at the Sheffield factory where we have the skills and resources to convert a wide range of materials to produce all the major components and control equipment for our systems.



Portfolio

United Kingdom

The Airport - Liverpool
The Reading Rooms, The British Museum - London
The Eastgate Centre - Inverness
Lerwick Ferry Terminal - The Shetland Islands
UK, Broughton - Chester
The Technology Park - Stevenage

Partnership For Learning - Halewood
Science Museum - London
Ocean, The Triangle - Manchester

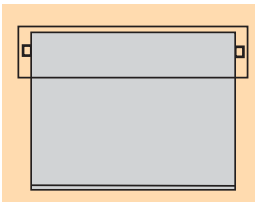
World Wide

Chek Lap Kok Airport - Hong Kong
CSA Airport, Prague - Czech Republic
Furniture factory - Sweden

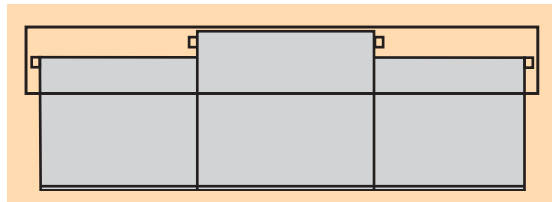
Metro City Shopping Centre - Turkey
Tseun Wan Station, KCRC - Hong Kong
Nam Cheong Station, KCRC - Hong Kong
CKS Airport - Taiwan
Brussels Airport - Belgium
Hotel Guayarmina Princess, Tenerife - Spain

System Configuration

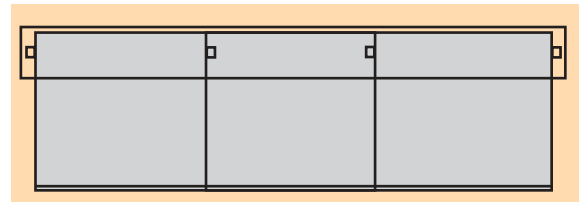
Single Head Box
 150 mm x 150 mm



Double Head Box, Over & Under Rollers
 150 mm Wide x 250 mm High



Double Head Box, Side by Side Rollers
 250 mm Wide x 150 mm High



2 Stage Descent Facility



Motor End



24 v Brake Unit.
The head box will be extended 70mm further than standard

Fig.1



Fig.2

- Upon activation of the fire alarm system a timer in the Group Control Panel applies 24v from the integral battery to the brake unit. The curtain stops at a predetermined limit to allow egress under the curtain. (Fig.1)
- After the specified time limit has elapsed the 24v brake is released and the curtain will fall to the required drop height. (Fig.2)
- The GCP dimensions will be: 430mm W x 390mm H X 110mm D.

Fire Service Override Facility

- Operation of the fire alarm system will result in the curtain descending. (Fig.1)
- A remote key switch can be installed to allow the fire service to raise the curtain even though the fire alarm system is active. (Fig.2)
- The GCP dimensions will be: 430mm W x 390mm H x 110mm D.



Fig.1



Fig.2



Audio Visual Units

- 24v audio visual units can be installed to warn people that the curtains in that area are descending.

Stock Codes:

SB/101/68/RR- 101dB, 68mA c/w deep mounting base.

S90/AVU - 90dB, requires surface or flush mounting box.



Remote Key Switch

- For testing & commissioning purposes a key switch is provided on the front of the Group Control Panels. Should the panel need to be installed out of sight a remote switch can be installed.

Stock Code:

GCP/RKS - Remote test switch c/w mounting box.



Powder Coating

- Powder coating can be applied to the curtain head box & side guides for aesthetic purposes when the components are to be left visible when installed.
- The side guides & bottom bar will be powder coated as standard on our FD3 systems.
- All powder coating will be standard RAL finishes.

SD3 Smoke Curtain System



Motor Assembly



Fabric



Motor Control Circuit



Group Control Panel



Manufactured to ISO 9001

IVR

EQUIPMENT

LOWLINE

Manufactured in Australia - Export quality

Technical Specifications

Smoke Curtain Roller

70 mm diameter 1.2 mm wall, octagonal steel tube
Maximum single roller span - 5.5 metres

SD3 Motor Assembly

BL24/HP - 24v tubular motor
Ascent: Upper limit control - Electronic current limiting
Descent: Controlled gravity fall
Brake: - Back EMF generation from the motor circuit
Lower limit control - extent of fabric

Bottom Bar

Twin inverted aluminium angle with polycarbonate plastic extrusion

Head Boxing

Manufactured from 18 s.w.g galvanised sheet steel
Single head box: 150 mm Wide x 150 mm High
Double head box: Side by side rollers - 250 mm Wide x 150 mm High
Over & under rollers - 150 mm Wide x 250 mm High

Fabric

60 minutes - 1000°C
X32k glass cloth micronised aluminium polymer c/w Panama weave
Weight: 455g / square metre

Motor Control Circuit

Enclosure: 145 mm H x 250 mm W x 50 mm D
Colour: Black
Installation: Install onto the motor end of the head box

Group Control Panel

Enclosure: 396 mm H x 334 mm W x 105 mm D
Colour: Appliance white
Power requirements: 230v AC 50Hz 5A
Maximum load: 6 x SD3 rollers
Output cable: 2.5mm 2 core & earth, wired in a ring circuit
Maximum length 100 metres

Fire alarm signal: Fail safe - Open on fire
Battery standby: 2 x 12v 7aph rechargeable cells
Operation upon mains failure: 20 standard cycles
Operation upon total power failure: Controlled gravity fail safe

21-25 Kialba Road Campbelltown NSW
PO Box 16 Campbelltown NSW 2560
Telephone: 02 4628 2122
Telephone International: 61 2 4628 2122
Telephone Freecall: 1800 805 062 (NSW only)
Distributed by:

FD3 Fire Curtain system

Technical Specifications



Motor Assembly



Fabric



Motor Control Circuit



Group Control Panel



Manufactured to ISO 9001

Fire Curtain Roller

76 mm diameter, steel tube
Maximum single roller span - 6.0 metres
Multiple rollers have a 600 mm overlap

FD3 Motor Assembly

BL24/HP - 24v electric motor
Ascent: Upper limit control - Electronic current limiting
Descent: Controlled gravity fall
Brake: - Back EMF generation from the motor circuit
Lower limit control: - Extent of fabric

Bottom Bar

Twin inverted steel angle with optional powder coated finish

Head Boxing

Manufactured from 18 s.w.g galvanised sheet steel
Single head box: 180 mm Wide x 180 mm High

Fabric

270 minutes - 1000°C
C41000WK Wire inserted woven glass fibre
Weight: 700g per square metre

Motor Control Circuit

Enclosure: 154 mm H x 230 mm W x 50 mm D
Colour: Black
Installation: Install onto the motor end of the head box

Group Control Panel

Enclosure: 396 mm H x 334 mm W x 105 mm D
Colour: Appliance white
Power requirements: 230v AC 50Hz 5A
Maximum load: 6 x FD3 rollers
Output cable: 2.5mm 2 core & earth, wired in a ring circuit
Maximum length 100 metres

Fire alarm signal: Fail safe - Open on fire

Battery standby: 2 x 12v 7aph rechargeable cells

Operation upon mains failure: 20 standard cycles

Operation upon total power failure: Controlled gravity fail safe